



**STRONG PARTNERS.
TOUGH TRUCKS.™**



FOUR-WHEEL ELECTRIC COUNTERBALANCED LIFT TRUCKS

J4.0-5.5XN6

4 000-5 500 KG



J4.0XN, J4.5XN, J5.0XN6, J5.5XN6

DISTINGUISHING MARK	1.1	Manufacturer (abbreviation)	
	1.2	Manufacturer's type designation	
		Model	
	1.3	Drive: electric (battery or mains), diesel, petrol, LPG	
	1.4	Operator type: hand, pedestrian, standing, seated, order-picker	
	1.5	Rated capacity/rated load	Q (t)
	1.6	Load centre distance	c (mm)
	1.8	Load distance, centre of drive axle to fork	x (mm)
	1.9	Wheelbase	y (mm)

WEIGHTS	2.1	Service weight ★	kg
	2.2	Axle loading, laden front/rear ★	kg
	2.3	Axle loading, unladen front/rear ★	kg

TYRES/CHASSIS	3.1	Tyres: L = pneumatic, V = solid, SE = pneumatic-shaped solid	
	3.2	Tyre size, front	
	3.3	Tyre size, rear	
	3.5	Wheels, number front/rear (x = driven wheels)	
	3.6	Tread, front, standard/wide tread *	b ₁₀ (mm)
	3.7	Tread, rear	b ₁₁ (mm)

DIMENSIONS	4.1	Tilt of mast/fork carriage forward/backward	α / β (°)
	4.2	Height of mast, lowered	h ₁ (mm)
	4.3	Free lift ¶	h ₂ (mm)
	4.4	Lift ¶	h ₃ (mm)
	4.5	Height of mast, extended ♦	h ₄ (mm)
	4.7	Height of overhead guard (cabin) ■	h ₅ (mm)
	4.7.1	Cab height (open cab)	
	4.8	Seat height/stand height ○	h ₇ (mm)
	4.12	Coupling height	h ₁₀ (mm)
	4.19	Overall length	l ₁ (mm)
	4.20	Length to face of forks	l ₂ (mm)
	4.21	Overall width *	b ₁ /b ₂ (mm)
	4.22	Fork dimensions	s/e/l (mm)
	4.23	Fork carriage DIN 15173. Class, A/B	
	4.24	Fork carriage width ●	b ₃ (mm)
	4.31	Ground clearance, laden, below mast	m ₁ (mm)
	4.32	Ground clearance, centre of wheelbase	m ₂ (mm)
	4.33	Load dimension b ₁₂ × l ₃ crossways	b ₁₂ × l ₃ (mm)
	4.34	Aisle width predetermined load dimensions	A _{st} (mm)
	4.34.1	Aisle width with pallets 1 000 x 1 200 wide ♦	A _{st} (mm)
	4.34.2	Aisle width with pallets 800 x 1 200 long ♦	A _{st} (mm)
4.35	Turning radius	W ₂ (mm)	
4.36	Internal turning radius	b ₁₃ (mm)	
4.41	90° intersecting aisle (With pallet W = 1200mm, L = 1000mm)	(mm)	
4.42	Step Height (from ground to running board)	(mm)	
4.43	Step Height	(mm)	

PERFORMANCE DATA	5.1	Travel speed, laden/unladen △	km/h
	5.1.1	Travel speed, laden/unladen, backwards	km/h
	5.2	Lift speed, laden/unladen	m/s
	5.3	Lowering speed, laden/unladen	m/s
	5.5	Drawbar pull, laden/unladen ** □	N
	5.6	Maximum drawbar pull, laden/unladen ***	N
	5.7	Gradeability, laden/unladen **** †	%
	5.8	Maximum gradeability, laden/unladen **** †	%
	5.9	Acceleration time, laden/unladen △	s
	5.10	Service brake	

ELECTRIC-ENGINE	6.1	Drive motor rating S2 60 min	kW
	6.2	Lift motor rating at S3 15%	kW
	6.3	Battery according to DIN 43531/35/36 A, B, C, no	
	6.4	Battery voltage/nominal capacity K5	(V)/(Ah)
	6.5	Battery weight (min/max)	kg
	6.6	Energy consumption according to VDI cycle ■	kWh/h @Nr of Cycles

ADDITION DATA	8.1	Drive control	
	10.1	Operating pressure for attachments	bar
	10.2	Oil volume for attachments ▽	l/min
	10.3	Hydraulic oil tank, capacity	l
	10.7	Average noise level at operator's ear ◇	dB(A)
	10.8	Towing coupling, type DIN	

	HYSTER		HYSTER		HYSTER		HYSTER		HYSTER	
	J4.0XN		J4.5XN		J5.0XN		J5.0XN6		J5.5XN6	
	Advance		Advance		Advance		Advance		Advance	
	Electric (battery)		Electric (battery)		Electric (battery)		Electric (battery)		Electric (battery)	
	Seated		Seated		Seated		Seated		Seated	
	4.0		4.5		4.9		5.0		5.5	
	500		500		500		600		600	
	523		523		523		581		591	
	2 020		2 020		2 020		2 180		2 180	

7 435		7 568		7 821		8 656		8 867	
10006	1429	10801	1267	11603	1219	12236	1420	13025	1342
3980	3455	4022	3546	4070	3751	4467	4189	4520	4347

SE		SE		SE		SE		SE	
250 x 15		250 x 15		355/50-15		355/50-15		355/50-15	
7.00 x 12		7.00 x 12		7.00 x 12		28 x 9-15		28 x 9-15	
2X	2	2X	2	2X	2	2X	2	2X	2
1 123	1 167	1 123	1 167	-	1 167	-	1 167	-	1 167
1 143		1 143		1 143		1 143		1 143	

6		8		6		8		6		8		6		8	
2320		2320		2320		2320		2320		2320		2320		2320	
100		100		100		100		100		100		100		100	
3 300		3 040		3 040		3 040		3 040		3 040		3 040		3 040	
4 109		3 855		3 855		4 030		4 030		4 030		4 030		4 030	
2 338		2 338		2 338		2 338		2 338		2 338		2 338		2 338	
2 350		2 350		2 350		2 350		2 350		2 350		2 350		2 350	
1 318		1 318		1 318		1 318		1 318		1 318		1 318		1 318	
526		526		526		526		526		526		526		526	
3908		3908		4108		4326		4326		4336		4336		4336	
2908		2908		2908		3126		3126		3136		3136		3136	
1 373	1 451	1 373	1 451	-	1 451	-	1 451	-	1 451	-	1 451	-	1 451	-	1 451
50	120	1 000	50	120	1 000	50	150	1 200	50	150	1 200	60	150	1 200	60
3A			3A			3A			4A			4A			
1219		1219		1219		1219		1219		1219		1219		1219	
130		130		135		135		135		135		135		135	
177		177		177		177		177		177		177		177	
1000 x 1200		1000 x 1200		1000 x 1200		1000 x 1200		1000 x 1200		1000 x 1200		1000 x 1200		1000 x 1200	
4 161		4 161		4 161		4 381		4 381		4 391		4 391		4 391	
4 161		4 161		4 161		4 381		4 381		4 391		4 391		4 391	
4 336		4 336		4 336		4 555		4 555		4 565		4 565		4 565	
2 411		2 411		2 411		2 573		2 573		2 573		2 573		2 573	
313		313		313		337		337		337		337		337	
2 302		2 302		2 302		2 421		2 421		2 423		2 423		2 423	
840		840		840		840		840		840		840		840	
490		490		490		490		490		490		490		490	

20.0	21.0	20.0	21.0	20.0	21.0	20.0	21.0	19.5	21.0
20.0	21.0	20.0	21.0	20.0	21.0	20.0	21.0	19.5	21.0
0.44	0.60	0.38	0.47	0.36	0.47	0.30	0.46	0.30	0.46
0.53	0.48	0.45	0.37	0.45	0.37	0.46	0.36	0.46	0.36
6 422	6 561	6 493	6 640	6 487	6 627	6 602	6 442	6 598	6 429
17203	17725	17382	17904	17377	17891	17326	17880	17312	17874
8.1	11.8	7.7	11.7	7.3	11.3	6.7	9.9	6.4	9.7
15.6	23.0	14.9	22.7	14.1	22.2	13.7	21.5	13	21
5.1	4.6	5.2	4.6	5.3	4.6	4.70	4.20	4.90	4.20
Hydraulic		Hydraulic		Hydraulic		Hydraulic		Hydraulic	

2x 14.7		2x 14.7		2x 14.7		2x 14.7		2x 14.7	
36		36		36		36.0		36.0	
43536 A		43536 A		43536 A		43536 A		43536 A	
80	840/930	80	840/930	80	840/930	80	840/930	80	840/930
2069	2287	2069	2287	2069	2287	2069	2287	2069	2287
10.6		11.2		12.3		13.10		13.40	

AC electronic	AC electronic	AC electronic	AC electronic	AC electronic
155	155	155	155	155
60	60	60	60	60
49.6	49.6	49.6	49.6	49.6
68	68	68	68	68
Pin	Pin	Pin	Pin	Pin

* Standard /Wide tread ** 60 minute rating *** 5 minute rating **** 30 minute rating. Specification data is based on VDI 2198

EQUIPMENT AND WEIGHT: Weights (line 2.1) are based on the following specifications: Complete truck with 3350 mm (J4.0XN) / 3090 mm (J4.5-5.0XN) / 3100 mm (5.0-5.5XN6), 2 stage limited free lift mast, standard carriage, 1000 mm forks (4.0) / 1200 mm forks (4.5-5.5) and load backrest, manual hydraulics and pneumatic shaped solid drive and steer tyres.

MAST AND CAPACITY INFORMATION

VISTA MASTS J4.0XN

	Maximum fork height (mm) ⇄	Back tilt	Overall lowered height (mm)	Overall extended height (mm)	Free lift (top of forks) (mm) □
2-Stage Limited Free Lift	3 350	8°	2 320	4 109 ★	150
	3 650	8°	2 470	4 409 ★	150
	4 250	8°	2 770	5 009 ★	150
	4 950	8°	3 220	5 709 ★	150
2-Stage Full Free Lift	3 375	8°	2 320	4 187 ★	1 514 ▲
	3 675	8°	2 470	4 487 ★	1 664 ▲
3-Stage Full Free Lift	4 950	8°	2 370	5 762 ★	1 564 ▲
	5 250	8°	2 470	6 062 ★	1 664 ▲
	5 550	8°	2 570	6 362 ★	1 764 ▲
	6 000	8°	2 770	6 812 ★	1 964 ▲

VISTA MASTS J4.5-5.0XN

	Maximum fork height (mm)	Back tilt	Overall lowered height (mm)	Overall extended height (mm)	Free lift (top of forks) (mm) □
2-Stage Limited Free Lift	3 090	8°	2 320	3 855 ★	150
	3 390	8°	2 470	4 155 ★	150
	3 990	8°	2 770	4 755 ★	150
	4 690	8°	3 220	5 455 ★	150
	5 290	8°	3 620	6 055 ★	150
	5 890	8°	4 020	6 655 ★	150
2-Stage Full Free Lift	3 559	8°	2 470	4 371 ●	1 658 +
3-Stage Full Free Lift	4 835	8°	2 370	5 647 ●	1 558 +
	5 135	8°	2 470	5 947 ●	1 658 +
	5 435	8°	2 570	6 247 ●	1 758 +

VISTA MASTS J5.0-5.5XN6

	Maximum fork height (mm) ⇄	Back tilt	Overall lowered height (mm)	Overall extended height (mm)	Free lift (top of forks) (mm) □
2-Stage Limited Free Lift	3 090 ⇄	8°	2 320	4 030 ●	150 ⇄
	3 390 ⇄	8°	2 470	4 330 ●	150 ⇄
	3 990 ⇄	8°	2 770	4 930 ●	150 ⇄
	4 690 ⇄	8°	3 220	5 630 ●	150 ⇄
	5 290 ⇄	8°	3 620	6 230 ●	150 ⇄
	5 890 ⇄	8°	4 020	6 830 ●	150 ⇄
2-Stage Full Free Lift	2 815 (9)	8°	2 170	3 807 *	1 184 ⇄ ⇄
3-Stage Full Free Lift	4 137 ⇄	8°	2170	5 129 *	1 178 ⇄ ⇄
	4 690 ⇄	8°	2370	5 682 *	1 378 ⇄ ⇄
	4 990 ⇄	8°	2470	5 982 *	1 478 ⇄ ⇄
	5 290 ⇄	8°	2570	6 282 *	1 578 ⇄ ⇄

J4.0XN - CAPACITY CHART in kg @ 500, 600 and 700mm Load Centres

	Maximum fork height (mm) ⇄	Pneumatic Shaped Solid Tyres					
		Without sideshift			With integral sideshift		
		J4.0XN 500mm LC	J4.0XN 600mm LC	J4.0XN 700mm LC	J4.0XN 500mm LC	J4.0XN 600mm LC	J4.0XN 700mm LC
2-Stage Limited Free Lift	3 350	4 000	3 500	3 480	4 000	3 500	3 370
	3 650	4 000	3 500	3 470	4 000	3 500	3 360
	4 250	4 000	3 500	3 460	3 990	3 500	3 350
	4 950	4 000	3 500	3 430	3 950	3 500	3 320
2-Stage Full Free Lift	3 375	4 000	3 500	3 500	4 000	3 500	3 430
	3 675	4 000	3 500	3 490	4 000	3 500	3 430
3-Stage Full Free Lift	4 950	4 000	3 500	3 440	3 980	3 500	3 360
	5 250	4 000	3 500	3 430	3 970	3 500	3 350
	5 550	4 000	3 500	3 420	3 970	3 500	3 350
	6 000	3 890	3 410	3 320	3 850	3 410	3 250

J4.0XN = 50x120x1000 mm forks

J4.5-5.0XN - CAPACITY CHART in kg @ 500, 600 and 700mm Load Centres

	Maximum fork height (mm) ⇄	Pneumatic Shaped Solid Tyres												
		Without sideshift					Maximum fork height (mm) ⇄	With integral sideshift						
		J4.5XN 500mm LC	J4.5XN 600mm LC	J4.5XN 700mm LC	J5.0XN 500mm LC	J5.0XN 600mm LC		J5.0XN 700mm LC	J4.5XN 500mm LC	J4.5XN 600mm LC	J4.5XN 700mm LC	J5.0XN 500mm LC	J5.0XN 600mm LC	J5.0XN 700mm LC
2-Stage Limited Free Lift	3 090	4 500	4 100	3 880	4 990	4 990	3 760	3 090	4 480	4 090	3 950	4 910	4 490	3 950
	3 390	4 500	4 100	3 870	4 990	4 990	3 760	3 390	4 470	4 080	3 950	4 900	4 480	3 950
	3 990	4 500	4 100	3 860	4 990	4 990	3 740	3 990	4 450	4 060	3 950	4 880	4 460	3 950
	4 690	4 500	4 100	3 820	4 910	4 910	3 710	4 690	4 410	4 030	3 950	4 760	4 350	3 950
	5 290	4 410	4 020	3 720	4 700	4 700	3 610	5 290	4 300	3 920	3 950	4 540	4 150	3 840
	5 890	4 260	3 890	3 580	4 450	4 450	3 470	5 890	4 130	3 770	3 750	4 300	3 930	3 640
2-Stage Full Free Lift	3 559	4 500	4 100	3 880	4 990	4 500	3 810	3 559	4 500	4 100	3 950	4 970	4 500	3 950
3-Stage Full Free Lift	4 835	4 440	4 050	3 790	4 790	4 310	3 710	4 835	4 390	4 020	3 950	4 690	4 290	3 950
	5 135	4 380	3 990	3 730	4 690	4 220	3 640	5 135	4 320	3 950	3 950	4 580	4 190	3 890
	5 435	4 310	3 930	3 660	4 590	4 130	3 580	5 435	4 240	3 880	3 880	4 470	4 090	3 800

J4.5XN = 50x120x1000 mm forks

J5.0XN = 50x150x1000 mm forks

J5.0-5.5XN6 - CAPACITY CHART in kg @ 500, 600 and 700mm Load Centres

	Maximum fork height (mm) ⇄	Pneumatic Shaped Solid Tyres												
		Without sideshift					Maximum fork height (mm) ⇄	With integral sideshift						
		J5.0XN6 500mm LC	J5.0XN6 600mm LC	J5.0XN6 700mm LC	J5.5XN6 500mm LC	J5.5XN6 600mm LC		J5.5XN6 700mm LC	J5.0XN6 500mm LC	J5.0XN6 600mm LC	J5.0XN6 700mm LC	J5.5XN6 500mm LC	J5.5XN6 600mm LC	J5.5XN6 700mm LC
2-Stage Limited Free Lift	3 090	5 400	5 000	4 770	5 500	5 500	5 150	3 090	5 400	5 000	4 630	5 500	5 410	5 000
	3 390	5 400	5 000	4 760	5 500	5 500	5 140	3 390	5 400	5 000	4 620	5 500	5 410	5 000
	3 990	5 400	5 000	4 750	5 500	5 500	5 130	3 990	5 400	4 990	4 610	5 500	5 390	4 980
	4 690	5 400	5 000	4 720	5 500	5 500	5 100	4 690	5 400	4 960	4 580	5 500	5 360	4 950
	5 290	5 330	4 940	4 630	5 310	5 310	4 900	5 290	5 310	4 870	4 500	5 310	5 150	4 760
	5 890	5 110	4 740	4 420	5 070	5 070	4 680	5 890	5 070	4 650	4 290	5 090	4 920	4 540
2-Stage Full Free Lift	2 815	5 400	5 000	4 710	5 500	5 160	5 160	2 815	5 390	4 950	4 570	5 420	5 010	5 010
3-Stage Full Free Lift	4 137	5 400	5 000	4 690	5 500	5 110	5 110	4 137	5 380	4 930	4 560	5 380	4 970	4 970
	4 690	5 400	5 000	4 670	5 500	5 100	5 100	4 690	5 360	4 920	4 540	5 360	4 960	4 960
	4 990	5 400	5 000	4 660	5 410	5 000	5 000	4 990	5 350	4 910	4 530	5 270	4 870	4 870
	5 290	5 350	4 950	4 610	5 310	4 910	4 910	5 290	5 290	4 860	4 490	5 160	4 770	4 700

J5.0XN6 = 50x150x1200 mm forks J5.5XN6 = 60x150x1200 mm forks - add 10 mm to max fork height

Values shown are for standard equipment. When using non-standard equipment these values may change. Please contact your Hyster dealer for information.

NOTE: To calculate truck capacities with alternative truck specifications to the ones shown in the above tables, please consult your Hyster dealer. The rated capacities shown are for masts in a vertical position on trucks equipped with standard or sideshift carriage, and nominal length forks. Masts above the maximum fork heights shown in the mast table are classified as high lift, and depending on the tyre/tread configuration may require reduced capacity, restricted back tilt or wide tread.

TRUCK DIMENSIONS

		J4.0XN	J4.5XN	J5.0XN	J5.0XN6	J5.5XN6
Load Moment - cmkgs		409200	460350	511500	561500	617650
Vertical COG	d mm	690	689	677	703	703
Horizontal COG	f mm	929	913	956	1040	1068
Step height	k mm	490	490	490	490	490
Head clearance	o mm	978	978	978	978	978

RATED CAPACITIES

NOTE:

Specifications are affected by the condition of the vehicle and how it is equipped, as well as the nature and condition of the operating area. If these specifications are critical, the proposed application should be discussed with your dealer.

- ★ Max battery
- ‡ Bottom of forks
- ◆ Without load backrest
- h_g subject to +/- 5 mm tolerance
- Full suspension in compressed position specified.
- Add 30mm with load backrest
- △ With HiP performance setting
- With eLo performance setting
- ◇ L_{PAZ} , Measured according to the test cycles and based on the weighting values contained in EN12053
- L_{WAZ} , measured according to the test cycles and based on the weighting values contained in EN12053
- ◆ Stacking aisle width (lines 4.34.1 & 4.34.2) are based on the V.D.I. standard calculation as shown on illustration. The British Industrial Truck Association recommends the addition of 100 mm to the total clearance (dimension a) for extra operating margin at the rear of the truck.
- † Gradeability figures (lines 5.7 & 5.8) are provided for comparison of tractive performance, but are not intended to endorse the operation of the vehicle on the stated inclines. Follow instructions in the operating manual regarding operation on inclines.
- ▽ Variable


MAST TABLES:

- ❖ Max fork height = $h3+s$
- Freelift (top of forks) = $h2+s$
- ★ Add 482mm with load backrest extension
- ▲ Deduct 435mm with load backrest extension
- * Add 435mm with load backrest extension
- ‡ Add 429mm with load backrest extension
- ◆ Deduct 429mm with load backrest extension.
- ◎ Add 334mm with load backrest extension
- ❖ Deduct 282mm with load backrest extension.
- * Add 282mm with load backrest extension.
- ❖ Add 10mm for 5.5XN6

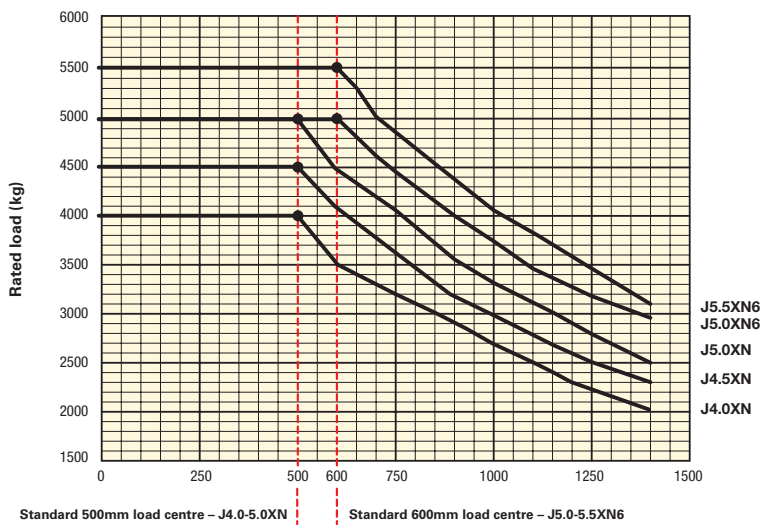
NOTICE

Care must be exercised when handling elevated loads. When the carriage and/or load is elevated, truck stability is reduced. It is important that mast tilt in either direction be kept to a minimum when loads are elevated. Operators must be trained and adhere to the instructions contained in the Operating Manual.

Hyster products are subject to change without notice. Lift trucks illustrated may feature optional equipment.

 **Safety:** This truck conforms to the current EU requirements.

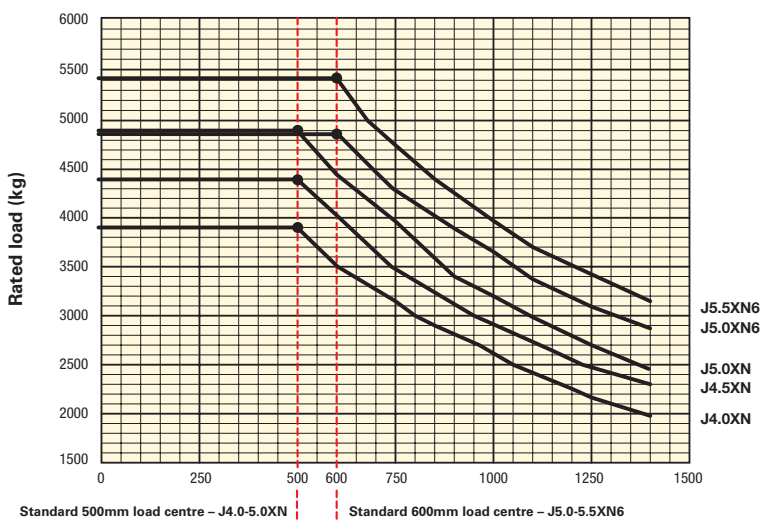
STANDARD CARRIAGE



Load centre Distance from front of forks to centre of gravity of load.

Rated load Based on 2-stage LFL mast with 5450mm lift height for J4.0XN, 4890mm for J4.5XN, 4390mm for J5.0XN, 5100mm for J5.0XN6, 4700mm for J5.5XN6 and 1374mm integral sideshift carriage with load backrest. Minimum battery weight 2070kg for all models.

INTEGRAL SIDE SHIFT CARRIAGE



NOTE: Special forks with higher load ratings may be required to obtain full truck ratings with load centres 1400mm or greater.

PRODUCT FEATURES

The J4.0XN-5.5XN6 is designed to handle the loads found in tough indoor or outdoor applications such as timber processors and handlers, automotive manufacturers, paper / pulp, beverage / bottle handling and breweries / distilleries, metal works and fabricators, cargo storage and warehousing, building and construction. Offers many functions and features, including eLo and HiP performance settings and high mounted multi feature dash display which can be found on the successful J1.5-3.5XN series.

DEPENDABILITY

- Part of the successful XN range that has brought you industry leading reliability
- Strong construction and proven components ensure long term reliability and durability e.g. VSM (Vehicle system manager), O-ring face seal fittings, AC motors, sealed electrical connectors, Hall effect sensors, Solid state encoders
- Robust truck with highly rigid construction has been designed with a heavy duty mast and axle for excellent load handling capability and high residual capacity, in order to ensure fast, stable load handling and high productivity in arduous and intensive heavy duty applications
- Optional auxillary hydraulic cooler for the most intense of lifting applications, side thrust bearings in carriage for attachment use

COST OF OWNERSHIP

- Designed to deliver the optimal balance between productivity and energy consumption (e-Balance) to give you a low cost per pallet moved in varying application conditions
- Designed to be the most robust electric CB on the market, to withstand the rigours of the toughest applications
- 840-930 Ah 80V DIN batteries available
- Oil immersed brakes and automatic park brakes save money by lowering maintenance requirements

PRODUCTIVITY

- 80V dual front wheel drive with AC motors throughout (hoist/steer and traction)
- HiP performance setting offers the ultimate in eBalance. ICE-like productivity and low energy consumption
- Dual drive motor and ZTR Axle is a unique feature in this capacity segment, which allows for excellent manoeuvrability and productivity, thanks to a 4161mm turning aisle width for H4.0-5.0XN (1000x1200mm pallet), while still offering unrivalled operator space and comfort
- The truck is designed for heavy duty usage with superb residual capacity and Heavy Duty Class IV carriage and side shift on J5.0XN6 and J5.5XN6 models. This allows operators to be more productive through confident load handling
- Offers the fastest travel speeds in the industry (21km/h unladen) to match ICE truck performance with a stunning maximum laden lift speed of 0.44 m/s. Designed to meet the requirements of intensive applications where high productivity is of the essence
- Available options, which enhance productivity include; TouchPoint™ mini levers integrated into the armrest, light kits, carriage with integral side shift, full or partial cabins including optional heater, programmable maintenance reminder option

ERGONOMICS

Hyster focuses on ensuring that the operator's first hour is as productive as the last

- Lowest vibration seat. 0.5 m/s² according to EN13059 - Safety Of Industrial Trucks
- The acclaimed TouchPoint™ mini-levers and armrest ensure that the operator is comfortable at all times
- Low noise 68 dB(A) with standard truck
- The dual drive motors and ZTR steer axle deliver a very tight turning circle, allowing the truck to be long enough to feature a very spacious operator compartment
- PPS tyres for a comfortable ride over rough terrain
- Options - Full or partial cabin with heater option High backrest seat with lumbar support, TouchPoint™ mini lever module and armrest, Telescopic steer column with memory tilt

SERVICEABILITY

- Service intervals = 1000 hours / 6 months
- VSM and CANbus technology - faster troubleshooting and resolution
- Maintenance free automatic park brake
- Oil-immersed brakes service interval = 4000 hours
- Drive axle / transmission oil change interval = 4000 hours
- AC motors on traction and hoist are Maintenance free
- Hydraulic oil change interval = 4000 hours
- Standard warranty = 2000 hours or one year
- Power train warranty = 4000 hours or two years
- Available programmable maintenance reminder

OPTIONS

- 10 class III standard mast offerings
- 10 class IV standard mast offerings
- Wide tread (front) for wide load handling and dual wheels for enhanced ride on rough yards
- Load backrest and forks
- Integral side shift
- Non marking tyres
- TouchPoint™ mini levers
- Swivel full suspension seats (cloth/vinyl)
- High Backrest seat with lumbar support and headrest
- Telescopic steering column with memory tilt
- Modular cabin with heater
- Monotrol
- LED light packages with visible alarm strobe
- Audible back up alarm
- 12V power outlet
- DIN Batteries and chargers from multiple suppliers
- Extended Warranty (36 Months / 6000 hours)
- Dual internal and Panoramic mirror
- Load weight indicator
- Impact sensor
- Keyless start with Operator ID
- Daily Operator checklist
- System Monitoring
- Auxillary hydraulic cooler (standard on J5.5XN6)
- Side thrust bearings for attachment use
- Spray and corrosive environment "wash down" protection kit



STRONG PARTNERS. TOUGH TRUCKS.™

FOR DEMANDING OPERATIONS, EVERYWHERE.

Hyster supplies a complete range of warehouse equipment, IC and electric counterbalanced trucks, container handlers and reach stackers. Hyster is committed to being much more than a lift truck supplier.

Our aim is to offer a complete partnership capable of responding to the full spectrum of material handling issues: Whether you need professional consultancy on your fleet management, fully qualified service support, or reliable parts supply, you can depend on Hyster.

Our network of highly trained dealers provides expert, responsive local support. They can offer cost-effective finance packages and introduce effectively managed maintenance programmes to ensure that you get the best possible value. Our business is dealing with your material handling needs so you can focus on the success of your business today and in the future.



HYSTER EUROPE

Centennial House, Frimley Business Park, Frimley, Surrey, GU16 7SG, England.

Tel: +44 (0) 1276 538500



www.hyster.eu



infoeurope@hyster.com



[/HysterEurope](https://www.facebook.com/HysterEurope)




[@HysterEurope](https://twitter.com/HysterEurope)




[/HysterEurope](https://www.youtube.com/HysterEurope)



HYSTER-YALE UK LIMITED trading as Hyster Europe. Registered Address: Centennial House, Building 4.5, Frimley Business Park, Frimley, Surrey, GU16 7SG, United Kingdom. Registered in England and Wales. Company Registration Number: 02636775.

HYSTER,  and FORTENS are registered trademarks in the European Union and certain other jurisdictions.

MONOTROL® is a registered trademark, and DURAMATCH and  are trademarks in the United States and in certain other jurisdictions.

Hyster products are subject to change without notice. Lift trucks illustrated may feature optional equipment.